

# Say Watt!?

*Genoa Middle School named our energy project “Say Watt” because this year we focused on “watt-ever” topic we could find about energy. Some of the energy activities we completed were: energy labs which focused on sources of energy, energy transformations and forms of energy. We also increased our own energy knowledge by participating in an energy training which taught us different energy activities. Then, we taught these energy activities to students at our local elementary school. We also had a guest speaker who showed us how energy relates to light sabers! “Watt” a fun way to learn about energy. So, if you ask an energy leader, “Say, Watts Up at Genoa with energy...we can say “watt” would you like to know!*

*Student Leaders: Arzoo B, Alexa S, Becky S, Morgan B, Sophia J, and Hannah V*

*Teachers: Julie McSwords Debbie Pellington  
Genoa Middle School*



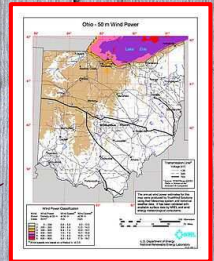
# Hurricane Houses

*For the hurricane houses lab, energy leaders built a house out of 2 sheets of paper, 2 straws, 1 meter of tape, 1 paper plate, glue, and scissors. Then, we made a sketch of what we wanted our house to look like. After everyone was done building their house, we simulated different levels of a hurricane. The first level used 2 spray bottles and a blow dryer. Then, we did level 5 which was a leaf blower and 2 spray bottles. Finally, we observed all the houses and saw which designs survived. At the end of the lab, we talked about wind power and areas in our state that utilized this source of energy.*




*Turbine at Glenn Research Center in Sandusky, OH*

[https://en.wikipedia.org/wiki/Wind\\_power\\_in\\_Ohio](https://en.wikipedia.org/wiki/Wind_power_in_Ohio)



*Wind Power Density in Ohio*









*Testing The Hurricane Houses*



## Sources of Energy

*During this sources of energy activity, the energy leaders got into groups of 5 and 6. Each group received a card with certain clues describing one source of energy. When the group thought they knew the source of energy described on the card, the group leader would skip as fast as they could to the teacher to see if the group correctly identified the source of energy. “Watt” happened if the group was incorrect? The group would look at the card again to identify the correct source. If the group guessed the source correctly, the group would get another card to identify another source of energy. The first group to correctly guess all ten sources of energy WON this energy relay! “ Say, ‘Watt’ a fun way to learn about the sources of energy.*





*Sources of Energy Relay Fun*



## *Energy Transformations*

*For the energy transformation lab, energy leaders were given different objects to manipulate and identify the forms of energy. We also had cards that we displayed, showing the energy transformations when we manipulated the object. Our goal was to trace the energy transformations on all of the objects.*







*Learning Watt's Up With Energy Transformations*



## *Energy Fair*

*7th grade energy leaders took a field trip to Fouse Elementary School to teach the 5th graders about energy! Each 7th grader led an energy station where they used hands-on activities to teach the 5th graders about different energy topics. Then, the 7th graders would ask the 5th graders questions so they could to show “watt” they learned about energy on their worksheets. Finally, 5th graders took a POST test about the different energy topics taught at the Energy Fair. The 5th graders increased their energy knowledge by 29% based on the pre and post poll test scores.*





*Energy Fair Fun*



# *Energy Stations*



*Energy stations were used to learn about different energy topics.*

*Sound Energy and Sound Waves using guitars, a ruler twang activity, and tuning forks - learned about longitudinal waves*

*Prisms to test light reflection and refraction and to see the different wavelengths of light - learned about transverse waves*

*Water flow bags to determine how efficient the faucets are at school and at home - learned about energy efficient shower heads and aerators*





*Energy leaders couldn't believe "watt" they learned about energy*






# Lightsabers



*Guest speaker, parent, and lightsaber expert, Mr. Amoroso, taught the energy leaders about energy using light sabers. We learned about series and parallel circuits, Amps, Volts, resistors, lightwaves, and how the different colors of a lightsaber, requires different amounts of energy. For example, the color red requires the least amount of energy and the color blue requires the most! Finally, energy leaders and our principal, Mr. Gaddis, had fun learning how to use the lightsaber. The force was with us as we learned about energy and if we run into Darth Vader, we are pre*







*The force is with us learning about electrical*

*energy*